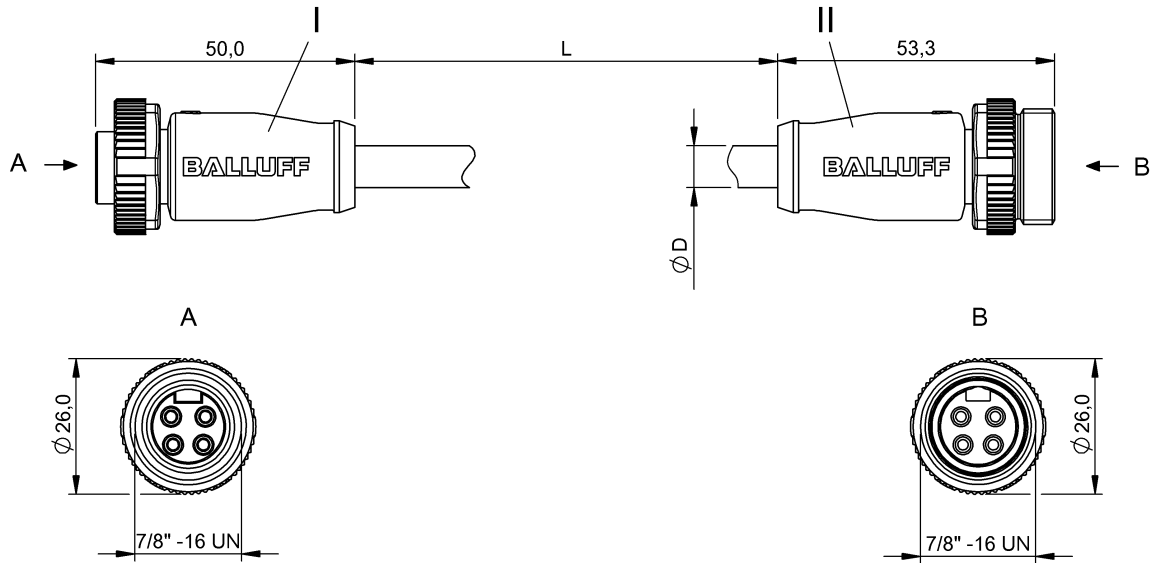


Double-Ended Cordsets  
**BCC A314-A314-30-304-PX04A5-300**  
**Order Code: BCC0KP5**

**BALLUFF**



**Basic features**

Approval/Conformity	CE cULus WEEE
---------------------	---------------------

**Electrical connection**

Bending radius min., fixed cable	7.5 x D
Bending radius min., flexible cable	10 x D
Cable	PUR black, 30 m, drag chain compatible
Cable diameter D	8.00 mm ±0.20 mm
Cable, bending cycles min.	5 mil.
Conductor cross-section	1.5 mm <sup>2</sup>
Connection 1	7/8"-Female, straight, 4-pin
Connection 2	7/8"-Male, straight, 4-pin
Number of conductors	4
System	Molded/Molded

**Electrical data**

Operating voltage Ub	300 VDC / 300 VAC
Operating voltage Ub 3-phase network	277/480V AC +/- 15%
Rated current (40 °C)	10.0 A

**Environmental conditions**

Cable temperature, fixed routing	-50...80 °C
Cable temperature, flexible routing	-20...80 °C
IP rating	IP67, IP68/IP67, IP68

**Interface**

Switching output	Complementary
------------------	---------------

**Material**

Cable jacket, material	PUR
Material contact carrier	PUR/PUR
Material contacts	Brass/Brass
Material cover nut	Die-cast zinc/Die-cast zinc
Material grip	PUR/PUR

**Mechanical data**

Acceleration max., drag chain	5 m/s <sup>2</sup>
Cable jacket, color	black
Cable length L	30.00 m
Cable properties	drag chain compatible
Horizontal travel permitted, drag chain	20 m
Tightening torque pigtail	1.5 Nm/1.5 Nm
Traverse speed max., drag chain	300 m/min

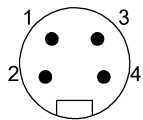
Double-Ended Cordsets  
**BCC A314-A314-30-304-PX04A5-300**  
Order Code: **BCC0KP5**



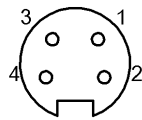
Remarks

Cable construction acc. to UL-AWM Style 20234  
Halogen-free  
Silicone-free  
Flame-retarding  
Enclosure rating per IEC 60529, only in screwed state with the associated mating piece.

Connector Drawings



II  
PIN 1: brown  
PIN 2: white  
PIN 3: blue  
PIN 4: black



I  
PIN 1: brown  
PIN 2: white  
PIN 3: blue  
PIN 4: black

Wiring Diagrams

